



AVG File Server 2013

Руководство пользователя

Версия документа 2013.01 (20.11.2012)

© AVG Technologies CZ, s.r.o. Все права защищены.
Все другие товарные знаки являются собственностью соответствующих владельцев.

Этот продукт использует RSA Data Security, Inc. MD5 Message-Digest Algorithm, Copyright (C) 1991-2, RSA Data Security, Inc., созданный в 1991.

В этом продукте используется код из библиотеки C-SaCzech, (c) Яромир Долечек (Jaromir Dolecek) (dolecek@ics.muni.cz), 1996-2001.

В этом продукте используется библиотека сжатия zlib, © Жан-Луп Гайлли (Jean-loup Gailly) и Марк Адлер (Mark Adler), 1995-2002.

В этом продукте использована библиотека компрессии libbzip2, © Джулиан Севард (Julian R. Seward), 1996-2002.



Содержимое

1. Введение	3
2. Требования для установки AVG	4
2.1 Поддерживаемые операционные системы.....	4
2.2 Поддерживаемые файловые серверы.....	4
2.3 Рекомендуемые требования к оборудованию.....	4
3. Процесс установки AVG	5
3.1 Запуск установки.....	5
3.2 Лицензионное соглашение.....	6
3.3 Активация лицензии.....	6
3.4 Выбор типа установки.....	7
3.5 Выборочная установка: пользовательские параметры.....	8
3.6 Завершение установки.....	9
4. После установки	10
5. Сканер документов для MS SharePoint	12
5.1 Обзор	12
5.2 Дополнительные параметры.....	14
6. AVG для SharePoint Portal Server	17
6.1 Обслуживание программы.....	17
6.2 Доступ к параметрам антивирусной программы.....	17
6.3 Конфигурация антивируса.....	18
7. Часто задаваемые вопросы и техническая поддержка	23



1. Введение

AVG File Server 2013.

AVG File Server 2013!

AVG File Server 2013

AVG,

AVG File Server 2013

AVG,

AVG

AVG

AVG

AVG File Server 2013.
Internet Security,
- <http://www.avg.com>.



2. Требования для установки AVG

2.1. Поддерживаемые операционные системы

AVG File Server 2013

- Windows Server 2003 Windows Server 2003 x64 Edition (1)
 - Windows 2008 Server Windows 2008 Server x64 Edition
- (, ,).

2.2. Поддерживаемые файловые серверы

- MS SharePoint 2003 Server
- MS SharePoint 2007 Server
- MS SharePoint 2010 Server

2.3. Рекомендуемые требования к оборудованию

AVG File Server 2013.

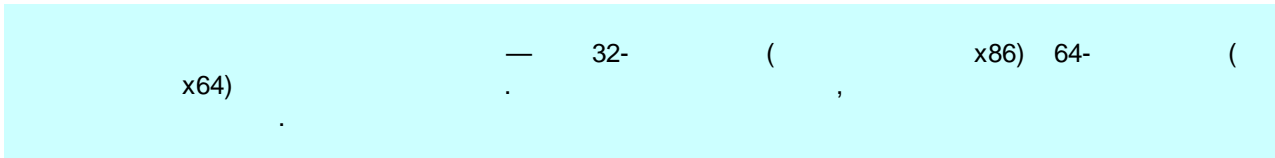
- Intel Pentium 1,8
- 512
- 600 ().



3. Процесс установки AVG

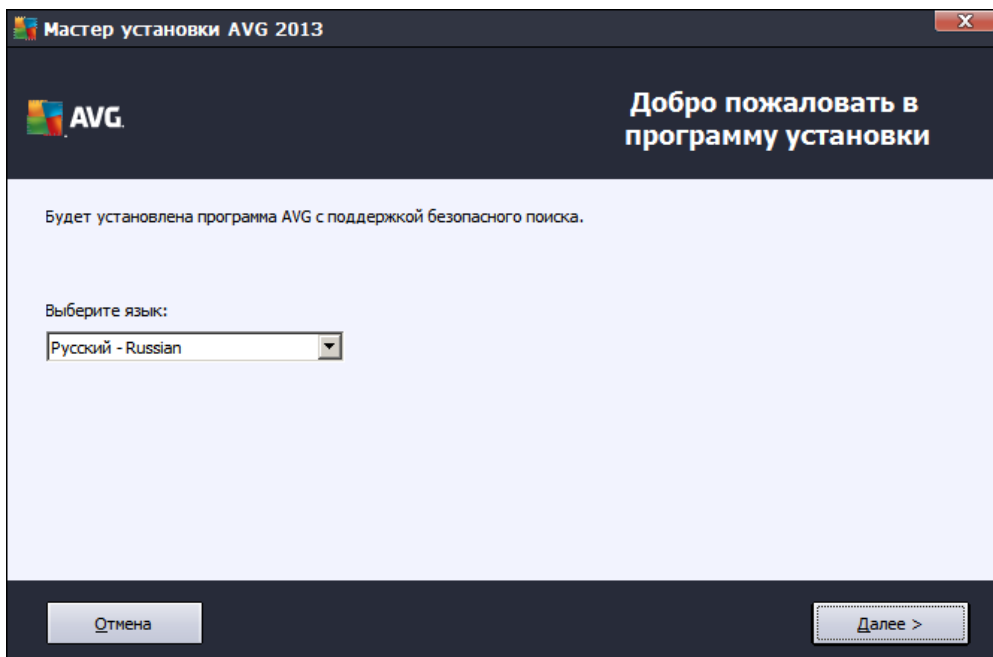
AVG

- AVG (<http://www.avg.com/download?prd=msw>).



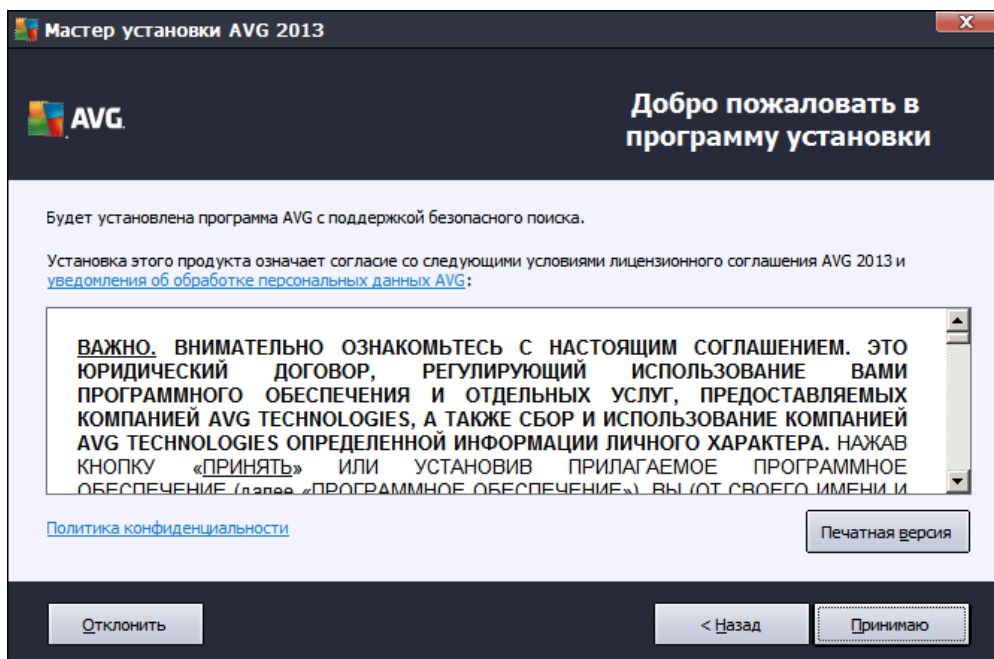
AVG

3.1. Запуск установки

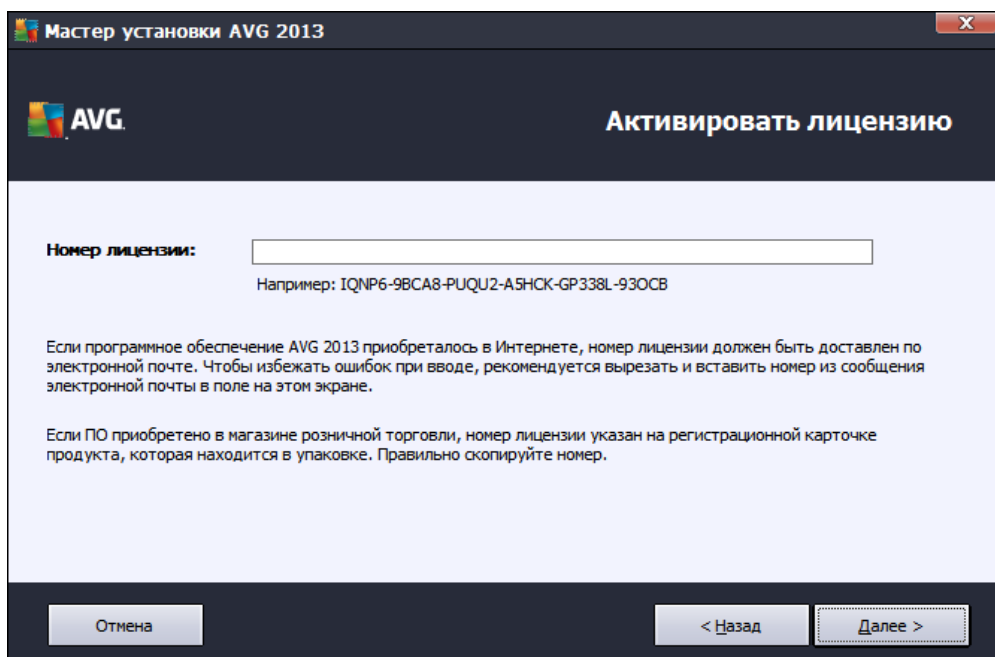




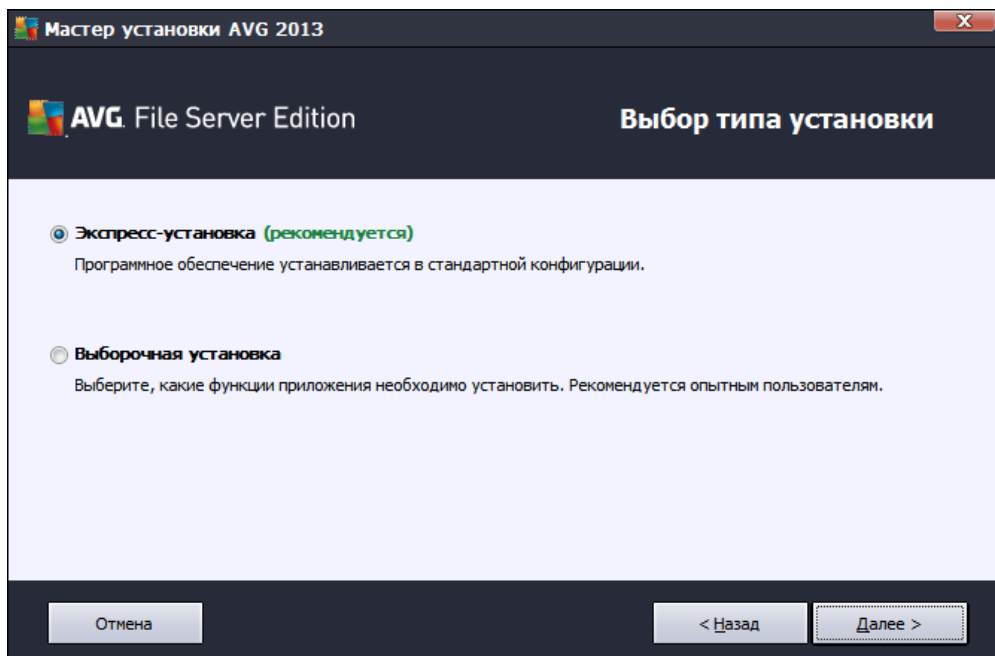
3.2. Лицензионное соглашение



3.3. Активация лицензии



3.4. Выбор типа установки





AVG.

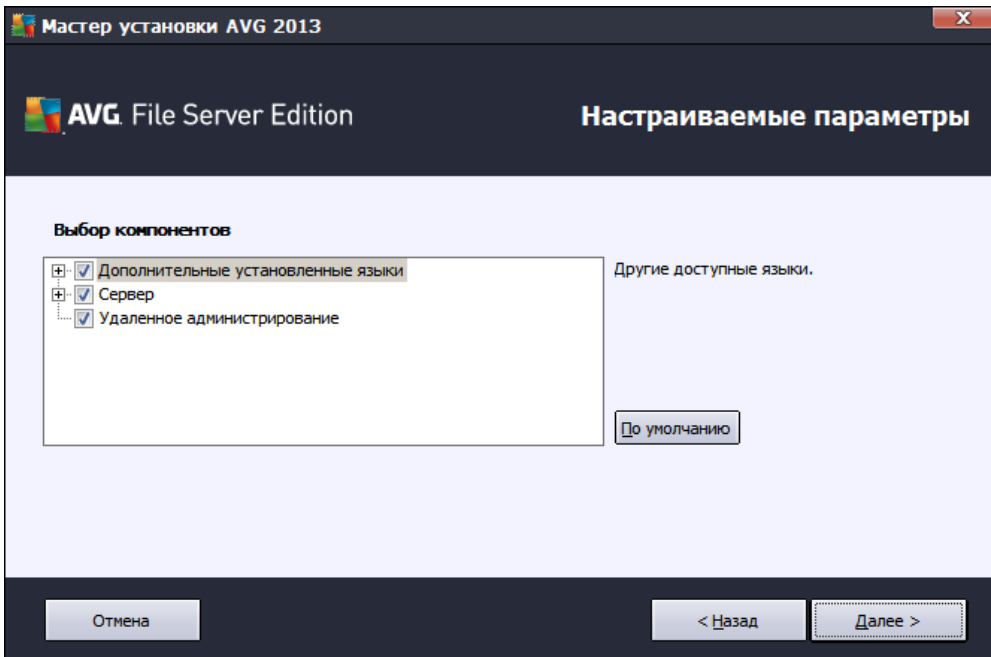
AVG

AVG.

AVG

Program Files,

3.5. Выборочная установка: пользовательские параметры



AVG,

AVG.
».

- AVG (AVG Network Edition), AVG
- AVG.
- AVG MS

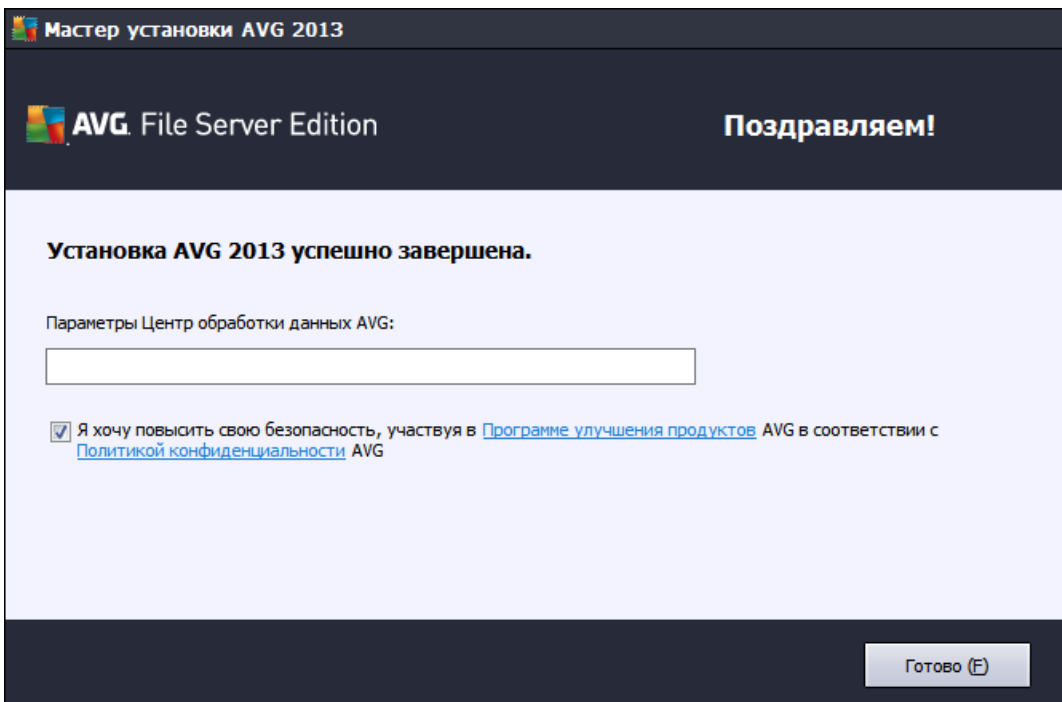


SharePoint.

MS SharePoint,

3.6. Завершение установки

AVG.



AVG

).

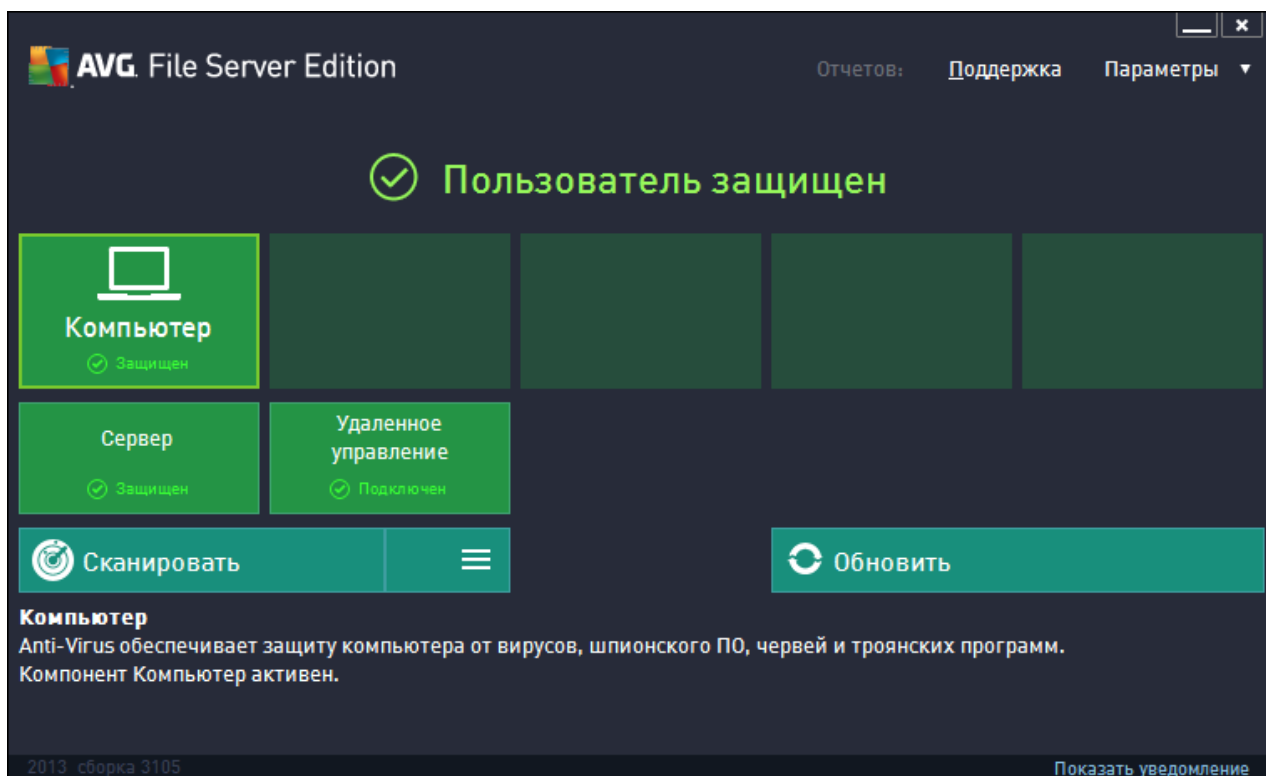
AVG (

AVG



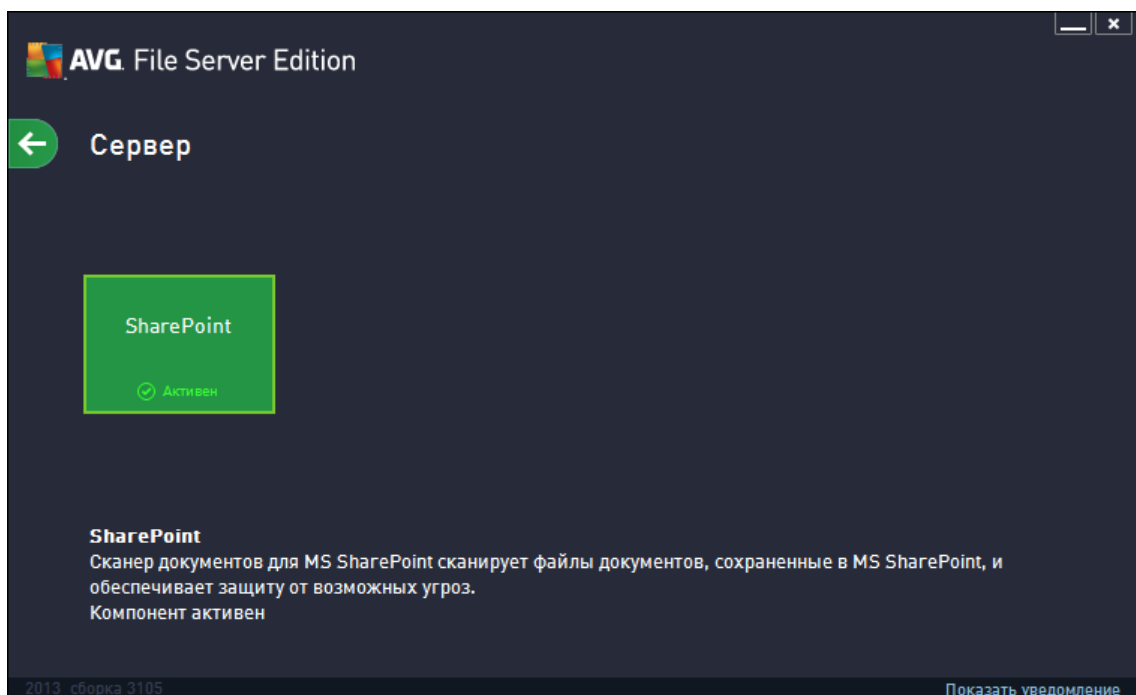
4. После установки

AVG File Server 2013:



AVG File Server 2013.

AVG Desktop.



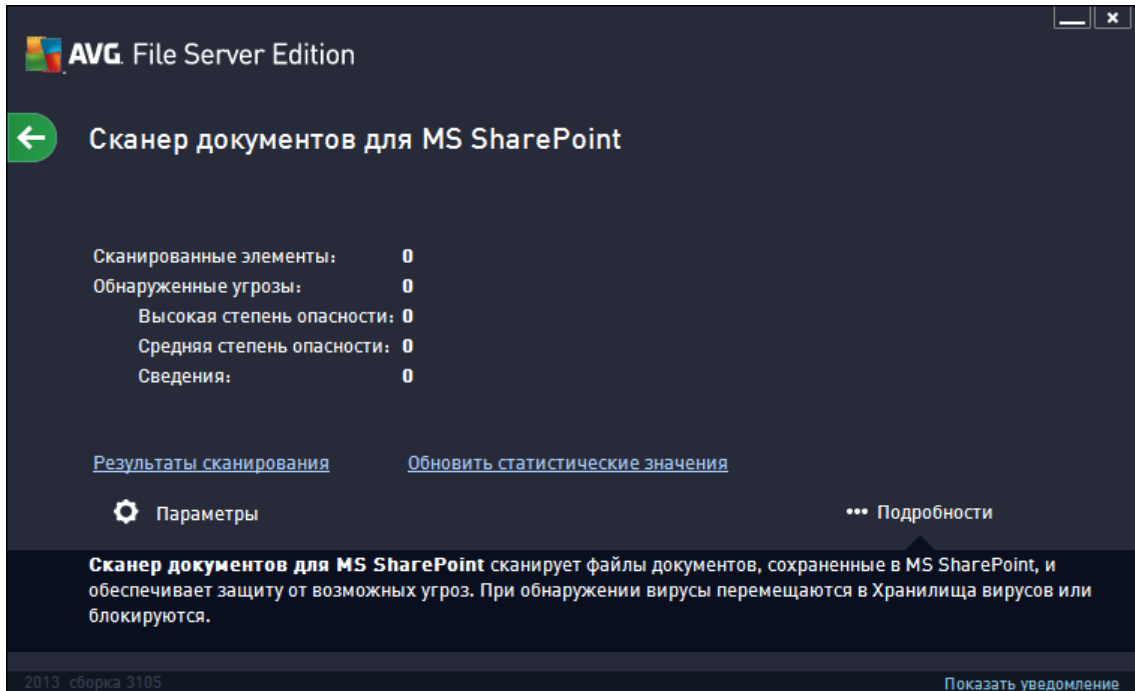
- [MS SharePoint](#)
- [AVG SharePoint Portal Server](#)




5. Сканер документов для MS SharePoint

5.1. Обзор

AVG File Server 2013 MS SharePoint Server 2003/2007/2010



AVG) MS SharePoint (MS SharePoint.





AVG File Server Edition

Показать последнее 2 дни 0 часы

Показать выбранные объекты

От: 1.10.2012 18:24:03

До: 2.10.2012 18:24:03

Показать все

Обновить

✖ ✔ ●●● ●●● ●

Имя угрозы	Время	

Закреть

○

○

○

(

).

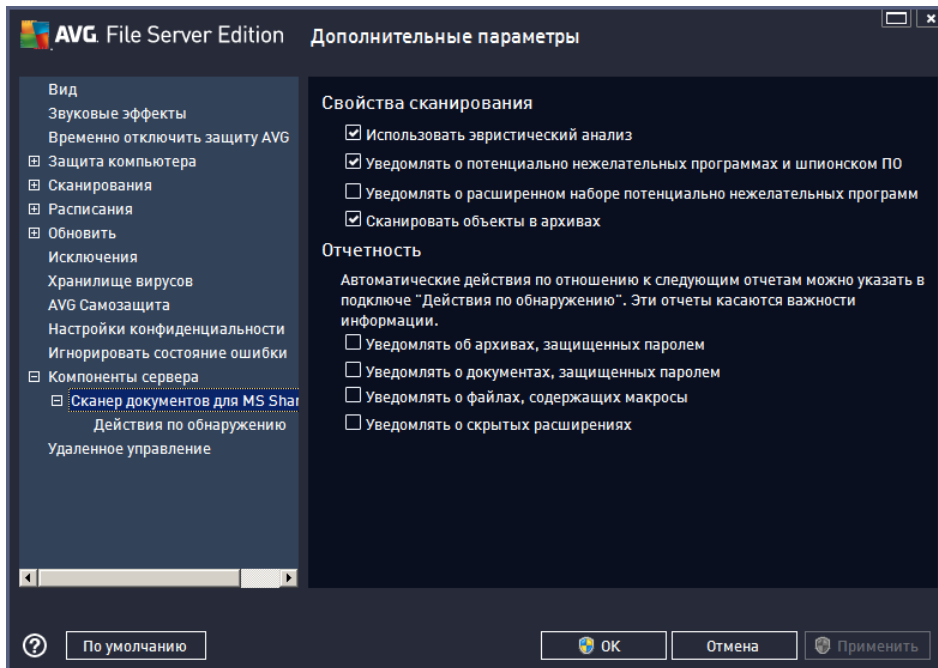


5.2. Дополнительные параметры

5.2.1. Общие параметры

MS SharePoint,

MS SharePoint.





(zip, rar . . .).

(. . .).

- « (ZIP, RAR . . .), ».

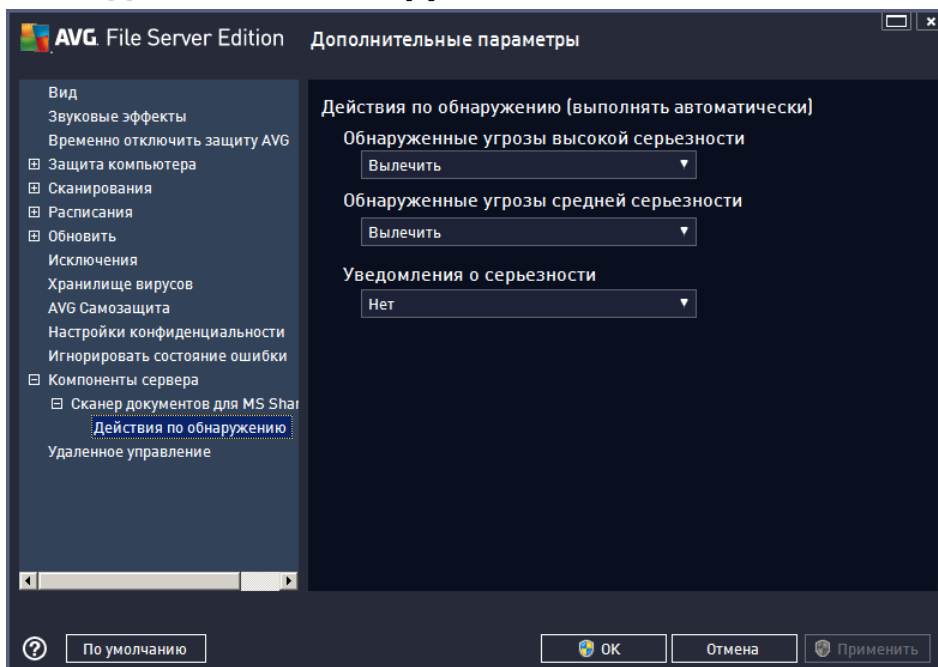
- « , , , . . . ».

- « , , , . . . ». — (MS Word).

- « , , , . . . ». something.txt.exe something.txt.

(. . .).

5.2.2. Действия по обнаружению



SharePoint

-
-
-
-
-
-
-



6. AVG для SharePoint Portal Server

AVG

MS SharePoint Portal Server,

6.1. Обслуживание программы

AVG SharePoint Portal Server
1.4

Microsoft SP VSAPI

Server.

Central Administration

SharePoint Portal

AVG SharePoint Portal Server.

SharePoint Portal Server

(

SharePoint Portal Server).

Office Server (SharePoint Portal Server

SharePoint

/Microsoft

Windows

SharePoint.

SharePoint Portal Server

URL-

6.2. Доступ к параметрам антивирусной программы

SharePoint Portal Server

AVG SharePoint Portal Server.

SharePoint,

MS SharePoint 2003 Server

Central Administration.

(

),

Security Configuration



Use these links to update the security options which impact all virtual servers, and to add, update, or change user information for a single top-level Web site.

- ▣ Set SharePoint administration group
- ▣ Manage site collection owners
- ▣ Manage Web site users
- ▣ Manage blocked file types
- ▣ Configure antivirus settings

MS SharePoint 2007 Server



Central Administration.

),

(
[_____](#).

Security Configuration

- ▣ [Service accounts](#)
- ▣ [Information Rights Management](#)
- ▣ [Antivirus](#)
- ▣ [Blocked file types](#)
- ▣ [Update farm administrator's group](#)
- ▣ [Information management policy configuration](#)
- ▣ [Manage settings for single sign-on](#)

MS SharePoint 2010 Server

Central Administration.

The screenshot shows the Microsoft SharePoint 2010 Central Administration interface. The breadcrumb path is "SharePoint 2010 Central Administration > Security". On the left is a navigation menu with "Security" selected. The main content area is divided into three sections: "Users" (with a group icon), "General Security" (with a shield icon), and "Information policy" (with a document icon). Each section contains several links for configuration.

),

(
[_____](#).

(

6.3. Конфигурация антивируса

»,
») SharePoint.

« » («

MS SharePoint 2003 Server



Windows SharePoint Services
Configure Antivirus Settings

Use this page to configure settings for virus scanning. You must install virus scanning software on all Web servers that are hosting documents before these settings can take effect. [Show me more information.](#)

Antivirus Settings

Specify when you want documents stored in document libraries and lists to be virus scanned, and whether you want your virus scanner to attempt to clean infected documents. You can also specify how long the virus scanner should run before timing out, and the number of execution threads on the server that it may use. If server response time is slow while scanning, you may want to decrease the number of seconds and threads allowed for virus scanning.

Scan documents on upload

Scan documents on download

Allow users to download infected documents

Attempt to clean infected documents

Time out scanning after seconds

Allow scanner to use up to threads

OK

Cancel



MS SharePoint 2007 Server

Central Administration > Operations > Antivirus

Antivirus

Use this page to configure settings for virus scanning. You must install virus scanning software on all Web servers that are hosting documents before these settings can take effect. [Learn about configuring antivirus settings.](#)

Antivirus Settings

Specify when you want documents stored in document libraries and lists to be virus scanned, and whether you want your virus scanner to attempt to clean infected documents.

- Scan documents on upload
- Scan documents on download
- Allow users to download infected documents
- Attempt to clean infected documents

Antivirus Time Out

You can specify how long the virus scanner should run before timing out. If server response time is slow while scanning, you may want to decrease the number of seconds.

Time out duration (in seconds):

Antivirus Threads

You can specify the number of execution threads on the server that the virus scanner may use. If server response time is slow while scanning, you may want to decrease the number of threads allowed for virus scanning.

Number of threads:



MS SharePoint 2010 Server



Central Administration > Antivirus

Use this page to configure settings for virus scanning. You must install virus scanning software on all Web servers that are hosting documents before these settings can take effect. [Learn about configuring antivirus settings.](#)

- Central Administration
- Application Management
- System Settings
- Monitoring
- Backup and Restore
- Security
- Upgrade and Migration
- General Application Settings
- Configuration Wizards

Antivirus Settings

Specify when you want documents stored in document libraries and lists to be virus scanned, and whether you want your virus scanner to attempt to clean infected documents.

- Scan documents on upload
- Scan documents on download
- Allow users to download infected documents
- Attempt to clean infected documents

Antivirus Time Out

You can specify how long the virus scanner should run before timing out. If server response time is slow while scanning, you may want to decrease the number of seconds.

Time out duration (in seconds):

Antivirus Threads

You can specify the number of execution threads on the server that the virus scanner may use. If server response time is slow while scanning, you may want to decrease the number of threads allowed for virus scanning.

Number of threads:

OK

Cancel

SharePoint.

•

•

•

•

()

•

()

()



• , ; ,

.



7. Часто задаваемые вопросы и техническая поддержка

- AVG - : <http://www.avg.com>